

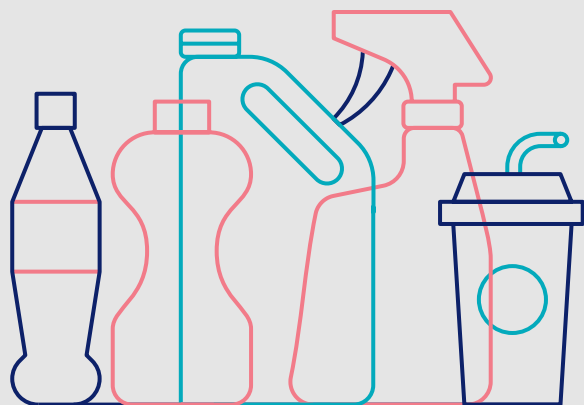
## Turn Your Waste into Treasure

You have already familiarized yourself with the process to improve your household disposal behavior and get rewarded for it. But, to make it crystal clear, read the additional instructions below.

With this startup kit you just received 12 WASTED bags. You should use these bags for separating your plastic, paper, glass and textiles. Every time you collect 10 coins you will receive additional bags to your address.

If you lost or didn't get the bags, don't stress. You can always inform the WASTED team and we will make sure that the bags will arrive before the end of the week. You can also come to the WASTED headquarters in Wilgenweg 12D from Monday to Friday at 10:00-16:30 or to Huis van de Wijk 'De Meeuw' in Motorwal, 300, Wednesday afternoon from 14:00 until 16:30. Just send an email to [community@wastedlab.nl](mailto:community@wastedlab.nl) first, so we make sure we are ready to welcome you with a cup of good coffee or tea. But also, when you finish your bags you will receive a message on your WASTED profile and you will be able to pick up new WASTED bags at our rewarders' locations.

The process of separating is easy, but there are some things you should keep in mind



### Plastic

If you are separating plastic, it is very important to keep it empty and as clean as possible. If possible, you can even rinse it before throwing it away. Rinsing the plastic helps the guys at the recycling center to separate it more efficiently.

There are various types of plastic and most of them are recyclable. However, plastic with a small layer of aluminum, usually found on bags of chips or coffee packaging, should be thrown into the normal waste bin for the household waste. The metal layer cannot be separated from the plastics, which makes it impossible to recycle. You get one WASTED coin for a full bag of plastic. We calculated that one bag of plastic approximately weighs 0.8 kg.

#### When I separate plastic, ...

##### I DO separate:

- Packaging of cosmetics (NO make-up);
- Dairy packaging (e.g. milk cartons);
- Cups for yogurt, whipped cream, grapes, salads or meat;
- Plastic bags;
- Sauce bottles;
- Paper packaging, which has a small layer of plastic or aluminum (e.g. dairy product, juice boxes, soups and sauces);
- Detergent packaging (non-chemical);
- Toothpaste packaging;
- Bottles (oil, vinegar, soda, dairy);
- Plastic foil (folders/magazines);
- PET-bottles;
- Blisters (hard plastic packaging);

##### But I DON'T separate:

- Plastic products that are not considered packaging (e.g., toys, toothbrushes or garden chairs etc.);
- Laminated plastic: this is plastic that has a small layer of aluminum foil (e.g. are strips of medicine or chewing gum, bags of chips and coffee packaging);
- Styrofoam – packaging that contains fast food, platters of meat or filling material in packages;
- Packaging of chemicals (e.g. buckets of paint, or bottles of turpentine);
- Packaging with contents – if there is still some left in the packaging, please throw it in the normal waste bag;
- Make-up packaging (e.g. small bottles of mascara);
- Packaging of biodegradable plastic with the logo of 'Kiemplant'. These can currently not be recycled and should be thrown in the normal waste bin;
- Tins;



### Paper

If you are separating paper, it is very important to separate just paper. That means that WASTED recycling bags should not be thrown inside the paper recycling bin. You can reuse it or throw it in the plastic recycling container. Generally, paper should be dry and clean. That means that used tissues and pizza leftovers should be thrown to the normal household waste. Juice boxes or any plasticized paper, which is very hard to tear, should be recycled with plastic. However, single staples, paper clips or envelopes with a plastic window can be thrown into the paper containers. You can also separate books with paper, but you can also take them to the second hand store or give them to the library. Just like with plastic, you will get rewarded with one WASTED coin for one full bag of paper, it should weigh around 1.3 kg.

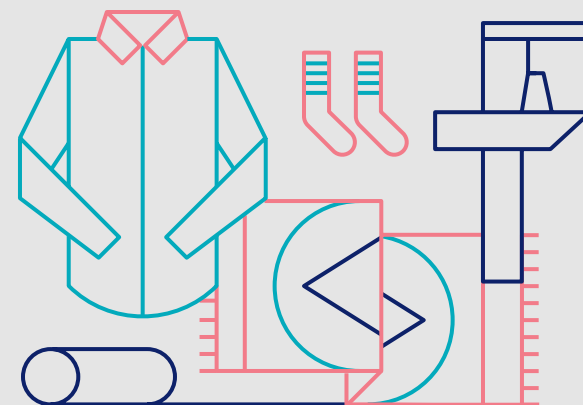
#### When I separate paper, ...

##### I DO separate:

- Books & Brochures (including cover);
- Gift-wrapping paper;
- Egg cartons;
- Toilet paper holders;
- Envelopes (including the plastic window);
- Corrugated cardboard;
- Cardboard boxes;
- Cardboard filling in packaging;
- Newspapers;
- Paper bags;
- Post-its;
- Printing and copying paper (including staples);
- Folders and advertisement brochures;
- Writing and drawing paper (including metal band);
- Phonebook, yellow pages and catalogues;
- Magazines;
- Tickets to concerts, flying tickets etc.;

##### But I DON'T separate:

- Wallpaper (vinyl and paper);
- Greaseproof paper;
- Packaging with a plastic inside (such as, for frozen goods);
- Envelopes with bubble wrap;
- Labels that have a sticky side;
- Photos;
- Plasticized paper and cardboard;
- Cardboard coffee cups (the inside is of plastic);
- Train tickets with a chip on it;
- Diapers;
- Orders or binders;
- Paper bags for bread;
- Toilet paper or other paper for hygiene (tissues, diapers etc.);
- Pizza boxes and cake boxes, coffee filters, or paper that has food stains on it;
- Stickers;



### Textiles

If you are separating textiles, they also should be clean. That means that they could be damaged and worn, but they should not have oil or paint stains. Unlike paper, you can throw away textiles with the WASTED bag. Just close it properly for the textiles to remain dry. You can also separate stuffed animals, belts, shoes, hats or curtains with textile. Keep in mind that just like paper or plastic, you will get one WASTED coin for one bag of textiles. It should approximately weigh 4.5 kg.

#### When I separate textiles, ...

##### I DO separate:

- Clothing (including swimwear and underwear);
- Shoes (for two, attached together);
- Curtains, lace;
- Bedding, sheets, pillowcases;
- Towels, dishcloths, table linen, napkins and washing cloths;
- Socks;
- Accessories (Belts, bags, ties, hats, hand shoes, scarves);
- Stuffed animals (washed);
- Cleaning cloths;

##### But I DON'T separate:

- Tapestry and carpet (this should go with the bulk waste);
- Mattresses, pillows and quilts (this also goes with bulky waste);
- Wet clothes, textiles or shoes and clothing with stains. Please throw this in with the household waste;
- Stuffing of pillows and stuffed animals, small cloths (<25 x 25cm) and yarn.



### Glass

As a rule of thumb, you can state that all glass that contained either food or cosmetics can go into the glass container. Please do take into consideration that the bottles should not have a deposit on them, which is often the case with beer bottles. These can be returned at any supermarket. Kitchen glass, drinking glass and glass used for storing cosmetics can go into the glass containers. Glass containing lead, such as crystal or processed glass such as a mirror cannot be thrown in the glass containers, but go in with the residual waste. Also, you do not have to take off the lids; you can throw these in the glass container! A full bag of glass should weigh around 6kg. Don't carry anything too heavy!


#### When I separate glass, ...

##### I DO separate:

- Transparent glass
- **Food:**
- Bottles (e.g. bottles for oliveoil);
- Jars (for example spice jars, pasta sauce);
- **Drinks:**
- Wine bottles;
- Juice bottles;
- Beer bottles;
- Liqueur bottles;
- **Cosmetics:**
- Perfume;
- Deodorants (e.g. Nivea);
- Vials;
- Crèmes;
- You can leave the list on and you don't have to wash the glass before throwing it away.

##### But I DON'T separate:

- Lightbulbs;
- Crystal glass;
- Stones;
- Trays;
- Milk glass (opaque white in color)
- Energy saving lightbulbs and fluorescent tubes. This is hazardous waste;
- Window glass and mirrors;
- If the glass does not fit in the container, there are three possibilities:
- Take it to one of the Wastepoints.
- Add it packed well in a garbage bag, with the rest of your garbage
- Add it packed well to the bulky waste for the pickup



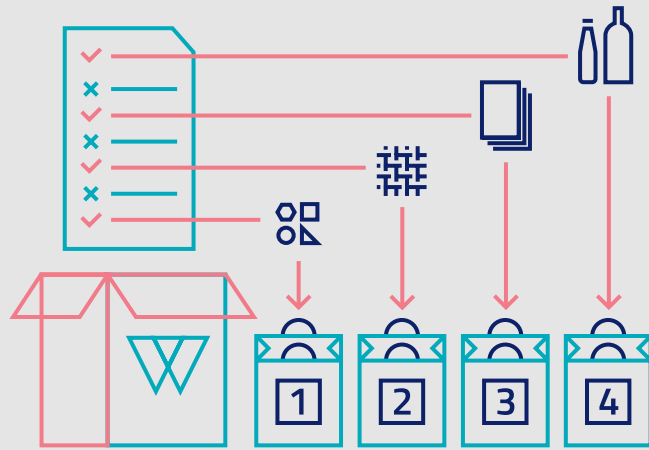
# How it works



1

## Subscribe

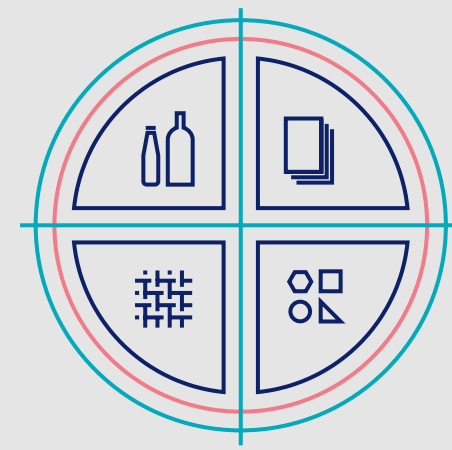
Fill in the very simple subscription form. Your data will never be used for commercial purposes.



2

## Receive or collect your start up kits

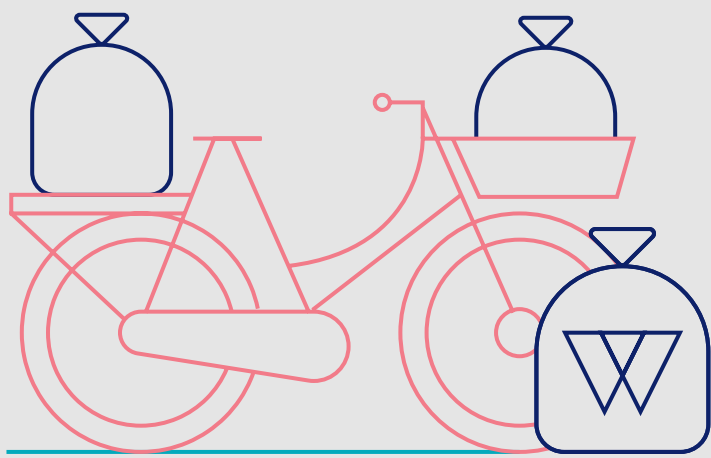
12 WASTED bags, a beautiful poster and information on how to get WASTED.



3

## Separate

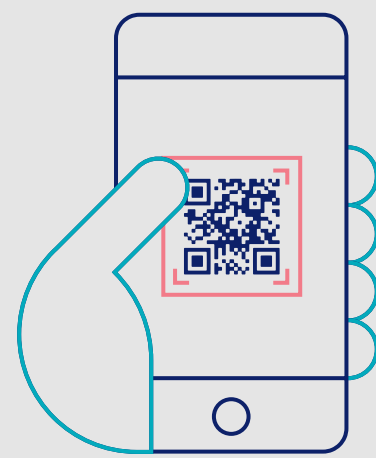
Use the WASTED bags to collect paper, plastic, textiles and glass.



4

## Take the harvest to the bin

Once you have a full bag of either plastic, paper, textiles or glass, bring it to the nearest traditional recycling containers.



5

## Scan the QR code on the container

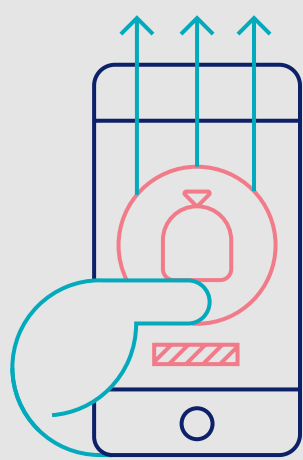
Look for the WASTED logo and scan the QR code to gather your coin.



6

## Take a picture of the harvest


Take a picture to show us that you are an amazing recycler.



7

## Upload the picture

Take a picture of your full waste bag and upload it to WASTED website.



8

## Receiving the digital coin

Shortly after you have uploaded the picture the WASTED team will add a digital coin to your WASTED account.



9

## Redeem your coin at the store

Check the list of rewards available.



10

## Get WASTED

When you are about to pay, scan the QR code at the cashier and show that your discount has been redeemed.

[www.wastedlab.nl](http://www.wastedlab.nl)

**Gemeente  
Amsterdam**